




PRECISION WIRES INDIA LIMITED

REGD. OFFICE: SAIMAN HOUSE, J. A. RAUL STREET,
OFF SAYANI ROAD, PRABHADEVI, MUMBAI - 400 025. INDIA.
TEL: +91-22-24376281
FAX: +91-22-24370687
E-MAIL: mumbai@pwil.net
WEB: www.precisionwires.com
CIN : L31300MH1989PLC054356 • PAN : AAACP7555L
WORKS: PLOT NO. 125/2, AMLI HANUMAN (66KVA) ROAD,
SILVASSA-396 230, U.T. OF D.N.H., INDIA.

(Rs. in Lakhs except Per Share Data)

Sr. No.	Particulars	Quarter Ended Dec, 31,2017	Quarter Ended Sept, 30,2017	Quarter Ended Dec, 31,2016	Nine Months Ended Dec, 31,2017	Nine Months Ended Dec, 31,2016	Year Ended Mar, 31,2017
		(Un-audited)	(Un-audited)	(Un-audited)	(Un-audited)	(Un-audited)	(Audited)
1	Income from Operations						
	(a) Revenue from Operations	41,346.21	30,678.23	20,619.43	98,791.65	63,621.07	1,02,427.92
	(b) Other Operating Income	152.81	30.90	11.90	200.20	108.56	292.78
	Total Revenue (a + b)	41,499.02	30,709.13	20,631.33	98,991.85	63,729.63	1,02,720.70
2	Expenses						
	(a) Cost of Raw Material Consumed	35,672.61	28,767.78	16,548.82	86,797.79	52,497.60	74,741.57
	(b) Purchase of Stock-in-Trade	34.00	11.55	39.39	51.27	51.06	99.09
	(c) Changes in Inventories of Finished Goods, Work-in-progress and Stock-in-Trade	1,107.59	(1,937.35)	701.30	(914.33)	825.20	(561.81)
	(d) Excise Duty	-	-	-	-	-	14,013.21
	(e) Employee benefits expenses	582.22	516.14	553.97	1,681.19	1,521.38	2,038.14
	(f) Depreciation & Amortisation Expense	348.62	375.63	364.22	1,057.66	1,065.08	1,428.55
	(g) Power & Fuel	413.78	405.34	528.68	1,327.28	1,481.56	2010.58
	(h) Finance Cost	358.58	299.13	188.92	969.47	692.53	922.87
	(i) Other Expenses	1,228.35	1,034.27	1,031.90	3,592.81	3,300.80	4737.45
	Total Expenses	39,745.75	29,472.49	19,967.20	94,563.14	61,435.21	99,429.65
3	Profit before Tax (1 - 2)	1,753.27	1,236.64	674.13	4,428.71	2,294.42	3,291.05
4	Tax Expenses						
	(a) Current Tax	674.43	436.04	262.15	1,646.51	815.85	1,052.67
	(b) Deferred Tax	(12.13)	34.40	(24.99)	(10.84)	(30.23)	6.94
5	Profit for the Period before Extraordinary Items	1,090.97	766.20	436.97	2,793.04	1,508.80	2,231.44
6	Extraordinary Items (net of Tax expenses)						
7	Profit for the Period	1,090.97	766.20	436.97	2,793.04	1,508.80	2,231.44
8	Other Comprehensive Income						85.01
9	Total Comprehensive Income	1,090.97	766.20	436.97	2,793.04	1,508.80	2,146.43
10	Paid-up equity share capital (Face value of share Rs. 5/- each)	1,156.36	1,156.36	1,156.36	1,156.36	1,156.36	1,156.36
11	Reserves excluding revaluation reserve (as per balance sheet of Previous Accounting year)						20,082.01
12	Earnings Per Share (EPS)						
	(i) Earning per Share (before Extraordinary Items) of Rs. 5/- each (quarterly not annualised)	4.72	3.31	1.89	12.08	6.52	9.65
	(ii) Earning per Share (after Extraordinary Items) of Rs.5/- each (quarterly not	4.72	3.31	1.89	12.08	6.52	9.65




PRECISION WIRES INDIA LTD


Note

- 1 Previous year's/period's figures have been regrouped/reworked wherever necessary to make them comparable with the Current Year .
- 2 The above Unaudited Financial Results for the Quarter and for the Nine months ending 31st December, 2017 have been reviewed by the Audit Committee and considered and taken on record by the Board of Directors at the respective meeting held on 12th February, 2018
- 3 Results for the Quarter and for the Nine months ending December 31, 2017 have been prepared in accordance with The Companies (Indian Accounting Standards) Rules, 2015 (IND AS) notified by the Ministry of Corporate Affairs. The results for the Quarter and Nine Months ended December 31, 2016 and year ended March 31, 2017 have been restated as per IND AS and are comparable on like to like basis.
- 4 The Board of Directors has declared an interim Dividend of Rs. 2.00 (40 %) per equity share for the Financial Year 2017-18 at the above meeting. The said Interim Dividend shall be paid within 30 days. The Record date of the payment of Interim Dividend has been fixed as 23rd February 2018,
- 5 The Statutory Auditors of the Company have carried out a "Limited Review" of the above results as per Regulations 33 of SEBI (Listing Obligations and Disclosure Requirements) Regulations, 2015.
- 6 The format for above results as prescribed in SEBI's Circular CIR/CFD/CMD/15/2015 dated November 30, 2015 has been modified to comply with requirements of SEBI's Circular dated July 5, 2016, IND AS and Schedule III [Division II] to the Companies Act, 2013 applicable to companies that are required to comply with IND AS.
- 7 According to the requirements of SEBI (Listing Obligations and Disclosure Requirements) Regulations 2015, revenue for the quarter ended 31st December, 2016 was reported inclusive of excise duty. Goods and Service Tax ('GST') has been implemented with effect from 1st July, 2017 which replaces Excise Duty and other indirect taxes. As per IND AS 18, the revenue for the quarter ended 31st December, 2017 is reported net of GST. Therefore the revenue from operations for the current quarter are not comparable with previous periods
- 8 The Company has only one reportable primary business segment as per IND AS 108, i.e., Manufacturing of Winding Wires.
- 9 Statement of reconciliation of Net Profit reported under IND AS and Net Profit reported under Previous Indian GAAP for the quarter ended 31st December, 2016, Nine months ending 31st December, 2016, and year ending 31st March, 2017 are as under

Particulars	Rs. In Lakhs		
	Unaudited Results for the Quarter ended 31st December, 2016	Unaudited Results for the Nine months ended 31st December, 2016	Audited Results for the Year ended 31st March, 2017
Reconciliation of Net Profit as reported			
Net Profit for the period as per IGAAP	431.56	1,510.96	2,203.85
Benefit/(Charge):			
Depreciation on account of transfer of Spares to Plant and Machinery	-2.72	-8.16	-10.88
Provision for Expected Credit Loss on	0	-3.74	-3.74
Actuarial loss on Defined Benefit plans reclassified to Other Comprehensive Income	0	0	32.02
Deferred Tax impact of above adjustments	8.13	9.74	10.19
Net profit for the period (as per Ind-AS)			
Add: Other Comprehensive Income			
Total Comprehensive Income	436.97	1,508.80	2,231.44

By order of the Board


Milan M. Mehta
Managing Director
DIN : 00003624



Place : Mumbai
 Date 12th February, 2018